

Suitable for Elite Guernsey (LSC101)

MENS	XS	S	M	L	XL	2XL	3XL
HALF CHEST	44	47	50	53	56	59	62
LENGTH	68	71	74	77	80	83	86

Suitable for Premium Guernsey (LSC102) / Training Guernsey (LSC104) / Reversible Guernsey (LSC105)

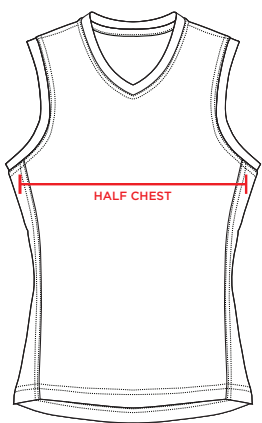
MENS	XS	S	M	L	XL	2XL	3XL	4XL	5XL	7XL
HALF CHEST	46	49	52	55	58	61	64	67	70	76
LENGTH	68	71	74	77	80	83	86	89	92	98

YOUTH	4Y	6Y	8Y	10Y	12Y	14Y
HALF CHEST	34	36	38	40	42	44
LENGTH	49	52	55	58	61	64

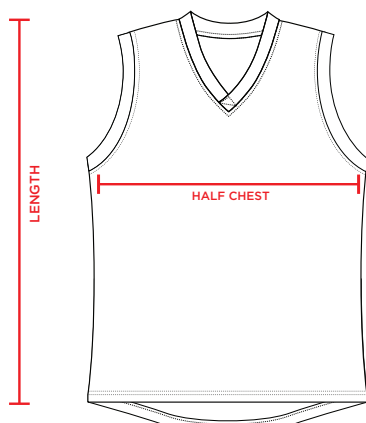
Suitable for Women's Guernsey (LSC103)

WOMENS	8	10	12	14	16	18	20	22	24	28
HALF CHEST	44	46	48	50	52	54	56	58	60	64
LENGTH	60	63	66	69	72	75	78	81	84	90

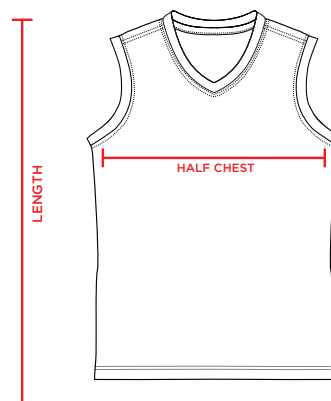
YOUTH	4Y	6Y	8Y	10Y	12Y	14Y
HALF CHEST	32	34	36	38	40	42
LENGTH	44	47	50	53	56	59



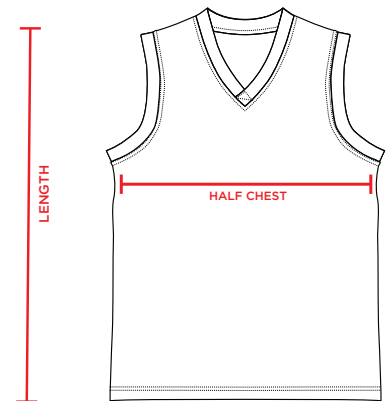
LSC101



LSC102



LSC103



LSC104 / LSC105

All measurements are provided in centimetres.

USING THIS GUIDE

Garment Comparison (suggested): Lay your garment flat and cross reference the guide to your existing garment dimensions.

Body Measurement: Take a full chest measurement around your body at the underarms and compare with a full chest measurement from the garment, allowing room for desired fit.